



Please find below the learning activities to complete over the next week.


You can choose the order in which you complete them, at times which best suit your families.

The daily activities are suggestions which children can complete independently, should they need to.


You can also include any activities and learning of your own, from the websites we have listed on our website.

You will notice that this week there is a lot of choice to each of the activities. We feel it is important that children at Lakeside can decide for themselves how to research, present, design, write and share their ideas and learning. At this point in the year, for both Year 5 and Year 6, we would be expecting the children to make their own choices in their learning.

Happy choosing!

	<u>Then and Now</u>	<u>Shipwrecked!</u>	<u>Reports</u>	
English	<p>The seaside in the Victorian days was very different to now. Use the video clip, information and photographs (you don't need to print these) in the resource list, as well as any extra research you wish to do, to learn about the difference between then and now.</p> <p>Choose one of the options below as a way of showing what you have learnt:</p> <ul style="list-style-type: none"> ○ Write a diary entry from a child who has been to the seaside for the day in the Victorian times ○ A persuasive leaflet for a day out at a Victorian seaside ○ A story where the character(s) goes back in time to a Victorian seaside <p>https://www.bbc.co.uk/teach/school-radio/audio-stories-victorian-seaside/zfxjkmn</p>	<p>Write an adventure story! It could be: <i>You or a fictional character are shipwrecked on a deserted island (or is it deserted?!)</i> <i>You or a fictional character find a shipwreck on your island</i> <i>Any other idea that includes a shipwreck!</i></p>		<p>It is the time of year for reports! Each year your teacher writes you a report that sums up how fantastic you are, how much progress you've made and what they will miss about you.</p> <p>This year we'd like to turn the tables - we'd like you to write a report for your class teacher!</p> <p>Y5 - Miss Smith or Miss Charles (you choose!)</p> <p>Y6 - Mr Swift</p> <p>We have saved a template for you to write on. We'd love you to send them back so the Miss Smith, Mrs Charles or Mr Swift can read them!</p>
<p>Use the Success Criteria at the bottom of the grid to help you write your story. Remember - Miss Smith loves a plot twist!</p>				



Maths	<p><u>The Mystery of the Burgled Bangers</u></p> <p>Can you solve the clues to find out who stole the sausages off the BBQ? (And it wasn't Shifty Swifty!)</p> 	<p><u>Let's go to the seaside!</u></p> <p>Use your knowledge of telling the time and interpreting tables to answer the questions.</p> <p>There are two levels - choose your challenge or have a go at both! <i>Answers included.</i></p>	<p><u>Four operations + - x ÷</u></p> <p><u>Bronze</u> Summer jokes code breaker</p> <p><u>Silver</u> Summer Addition and subtraction mosaic</p> <p><u>Gold</u> Multiplication and Division crossword <i>Answers included - no peaking!</i></p>
	<p><u>Co-ordinates</u></p> <p>Have a go at the co-ordinate activities:</p> <ul style="list-style-type: none"> ○ Summer mystery co-ordinates ○ Shark-infested co-ordinates ○ Summer co-ordinates and reflection <p>Choose one or have a go at them all!</p>		<p><u>Times tables</u></p> <p>I have set you all new times tables to practise this week. Good luck, Rock Heroes!</p>




Topic	<p style="text-align: center;"><u>Be creative!</u></p> <p>The end of the year is all about showing off what you have learnt and applying your skills.</p> <p>In the resource list you will find Seaside art inspiration - all 4 pictures are completely different. Use these as inspiration to create your own seaside art. Be as creative as you want!</p> <p style="color: purple;">Remember to email or tweet your creations - we were really impressed with your nature and dragon artwork!</p>	<p style="text-align: center;"><u>Oh, we do love to be beside the seaside!</u></p> <p>Below is a list of seaside resorts in Britain.</p> <p>Blackpool, Scarborough, Brighton, Llandudno, Newquay. St Ives, Skegness, Weston-Super-Mare, Whitby, Yarmouth</p> <p style="text-align: center;">You could:</p> <ul style="list-style-type: none"> ○ Use an atlas to find out where they are and draw them onto the blank UK map in the resource list. ○ Research the different resorts and decide which you would visit and why. ○ Design a postcard for one of the British seaside resorts. <p style="color: red; text-align: center;">Remember - always ask an adult to help you when you are researching on the internet!</p>	<p style="text-align: center;"><u>Transition</u></p> <p>As we come to the end of this academic year it is understandable to feel worried and apprehensive about the next few months. Year 6 will be moving onto Secondary School and Year 5 moving into Year 6.</p> <p style="text-align: center;">This week:</p> <p>Find time to sit with someone you trust and talk about what is worrying you about September</p> <p>Write a list of what you are looking forward to in September</p> <p>You could also make a worry box or a worry doll (see resource list)</p>
Daily Activities	<p style="text-align: center;">Y5 Spellings:</p> <p>musical, political, accidental, mathematical, functional, tropical, professional, central, global, industrial</p>	<p style="text-align: center;">Reading:</p> <p>Please continue to read daily - you can read books of your own or books online. You can log these into your Home Reading Diary or your blue books.</p> <p>I have chosen you all a new book on Purple Mash and set a quiz for after each chapter.</p> <p style="color: blue; text-align: center;">Happy reading!</p>	<p style="text-align: center;">Exercise:</p> <p>Design a pirate themed daily exercise!</p>



St. Theresa Primary School - Y5/Y6 Learning Grid

Date: 13.07.20 - 17.07.20

	<p>Y6 Spellings:</p> <p>You have finished the whole half term's spellings. Have a look at the overview and choose the week you found the hardest - have another practise at these words!</p>	<p>Purple Mash:</p> <p>Purple Mash 2dos will continue to be set by your class teacher.</p>	
--	---	---	---



Adventure Story Checklist

Did I include...	✓
a title to make the reader want to read my story?	
a beginning to introduce character(s) and a setting?	
a build-up to give hints and clues about what is going to happen?	
a dilemma where something goes wrong?	
a resolution where the character(s) solve the dilemma?	
an ending to close the story?	
dialogue to advance the action?	
short, snappy sentences used for effect?	
cliffhanger questions?	



St. Theresa Primary School - Y5/Y6 Learning Grid

Date: 13.07.20 - 17.07.20